








BEDROOM BUNTING



YOU WILL NEED:

-  Paper or card
-  Scissors
-  Glue stick
-  Ribbon, string or twine
-  Colouring pencils (optional)

INSTRUCTIONS:

- 1** As many times as needed, print out print out page 2 for pre-coloured dinosaurs, page 3 for dinosaurs that can be coloured in, page 4 for pre-coloured hedgerow characters or page 5 for hedgerow characters that can be coloured in. It's best to use card rather than paper.
- 2** Ask an adult to carefully cut around each of the characters using the dotted lines.
- 3** If you printed out the black and white characters, colour them in.
- 4** Take a length of ribbon, string or twine and stick to the back middle of the characters.
- 5** Hang the bunting up in your favourite spot!



